

May 15, 2008

vivendi

Oddo Media Forum

Philippe Capron
*Member of the Management Board &
Chief Financial Officer*

IMPORTANT NOTICE:

Financial results for the fiscal year ended 31st December 2007

Financial statements audited and prepared under IFRS

Investors are strongly urged to read the important disclaimer at the end of this presentation

2007-2008:

- 2007 Adjusted Net Income up 8.3% and proposed dividend up 8.3%

➡ Above initial target

- Closed or announced several strategic transactions to strengthen our businesses

➡ Increasing revenues from €20Bn in 2006 to approximately €30Bn in 2009

- In 2008, focus on execution to generate maximum value

Vivendi confirms digital entertainment strategy

- Capitalize on consumer demand for mobility and broadband to drive new services and new revenue streams in the world of digital entertainment
- Further strengthen our leadership in superior content creation and distribution businesses to enhance growth and value




Vivendi: a leader in digital entertainment

Vivendi: A leader in digital entertainment and a leader in all its businesses

vivendi

100%



UNIVERSAL
UNIVERSAL MUSIC GROUP

#1 Worldwide in music


100% / 65%



CANAL+
GROUPE

#1 in pay-TV in France and Poland

56%




SFR

2 among mobile operators
#1 in 3G services in France

~78% of neuf cegetel

53%



Maroc
Telecom

1 in fixed-line, mobile and internet in Morocco

100%



vivendi
games

1 Worldwide in online gaming

20%



NBC UNIVERSAL

World leader in entertainment

Capitalize on consumer demand for mobility and broadband to drive new services and new revenue streams in the world of digital entertainment

vivendi

A strategic transaction in each of our businesses

Over the last 12 months, the following transactions were finalized:

- UMG: Acquisition of Bertelsmann Music Publishing
Acquisition of Sanctuary
- Canal + Group: Acquisition of TPS and creation of Canal + France
- Maroc Telecom: Acquisition of 51% of Onatel in December 2006 (Burkina Faso)
Acquisition of 51% of Gabon Telecom

And at the end of 2007 two transforming deals were announced:

- Vivendi Games: Proposed merger of Activision and Vivendi Games to create Activision Blizzard, the world's largest, most profitable Pure-Play Video Game Publisher
- SFR: Achieved control of Neuf Cegetel: acquisition of Louis-Dreyfus Group's 28 % stake in April 2008, to be followed by a tender offer for the remaining shares

Vivendi Games and Activision to create Activision Blizzard: a worldwide leader

Strategic rationale

- Investment in a high growth sector with excellent margins
- Leading and complementary businesses
- Unique portfolio of franchises on Consoles, PC, subscription-based online games
- World class management team
- Compelling financial rationale
- Realization of Blizzard and Vivendi Games' values

Activision Blizzard: closing expected end H1 2008

- US regulatory approval
- European regulatory approval
- Proxy filing with SEC
- Activision shareholders' meeting
- Activision Blizzard to launch a tender offer at \$27.50/share



Activision Blizzard Earnings Power

Calendar 2009*

| | |
|--------------------|---------------|
| Operating Margin : | 25%+ |
| Revenue : | \$4.3 Billion |
| Operating Income : | \$1.1 Billion |
| EPS : | \$1.20+ |

Activision Blizzard business
growth of 14% with 3-4 points of
margin expansion
over 2 years

Improve Sierra's operating
performance by \$160 million,
delivering 3-4 margin points

Includes \$50-\$100 million in cost synergies

*CY09 Projections are proforma non GAAP excluding equity-based compensation and impact of purchase price accounting

vivendi

SFR / Neuf Cegetel: A leading Internet player

Strategic rationale

- Create a real competitor to France Telecom in all market segments
- Offer a complete service to meet customers' changing needs (incl. enterprise)
- Change in scale justifies fiber optic network investment
- Accelerate convergence opportunities
- Enhance SFR's growth profile
- Right time: mobile Internet is taking off

SFR achieved control of Neuf Cegetel in April 2008

- French Finance Minister approval
- Acquisition of Louis-Dreyfus Group's 28 % stake on April 15th for €2.1bn
Additionally, acquisitions of around 10% at €36.50 (dividend attached) before the launch of the Simplified Public Purchase Offer
 - ⇒ SFR today owns around 78% of Neuf Cegetel
- Launch of a Simplified Public Purchase Offer for the remaining shares at €35.90 (after payment of a €0.60 dividend on May 2, 2008)

2007: Strong year for Vivendi

- Revenues: €21,657m ; + 8.0%
 - EBITA: €4,721m ; + 8.0%
 - Adjusted Net Income: €2,832m ; + 8.3%
 - Cash Flow From Operations: €4,881m ; + 9.3%
 - Dividend proposal: €1.30 per share, up 8.3%
- 53.5% distribution rate of the adjusted net income, €2.44 per share

Our 2008 priorities

- Successful outcome of bidding process for football rights by Canal+, 23% below previous contract
- Close the merger to create Activision Blizzard
- Close the acquisition of Neuf Cegetel by SFR
- Focus on efficient execution of previously announced transactions
- Deliver strong results driven by Canal+, Maroc Telecom and Vivendi Games



Highlights of first quarter 2008

- **UMG strongly improved results:** integration of BMGP and Sanctuary, and continued increase in digital revenues
- **Canal + Group's strong performance** driven by subscription base, lower subscriber acquisition and programming costs
- **SFR's mobile activity return to growth:** increase in customer base and data, mobile internet taking-off
- **Maroc Telecom Group development:** continued increase in mobile customer base while controlling acquisition costs
- **Vivendi Games maintains strong momentum:** + 2 million subscribers to *World of Warcraft* compared to March 2007, including over 700,000 subscribers in Q1 2008

Q1 2008: Quality results delivered by each business, offset by timing and non-recurring items

- Revenues: €5.3bn, up 5.2%
(+6.9% at constant currency)
- EBITA: €1.2bn, down 5.6%
(-3.9% at constant currency)
- Adjusted Net Income: €697m, down 9.6%

First quarter 2008 revenues

Consolidation of BMGP since May 2007 and Sanctuary since August 2007

Consolidation of Tele2 France since July 2007

| <i>In euro millions - IFRS</i> | Q1 2008 | Q1 2007 | % Change | % Change at constant currency |
|---|--------------|--------------|---------------|-------------------------------|
| Universal Music Group | 1,033 | 1,027 | + 0.6% | + 6.8% |
| Canal+ Group | 1,115 | 1,067 | + 4.5% | + 4.2% |
| SFR | 2,302 | 2,096 | + 9.8% | + 9.8% |
| <i>o/w Mobile</i> | 2,176 | 2,091 | + 4.1% | + 4.1% |
| <i>o/w Fixed and ADSL</i> | 126 | 5 | na* | na* |
| Maroc Telecom Group | 614 | 550 | + 11.6% | + 13.8% |
| Vivendi Games | 221 | 291 | - 24.1% | - 18.2% |
| Non Core and others, and elimination of intersegment transactions | (5) | (11) | + 54.5% | + 54.5% |
| Total Vivendi | 5,280 | 5,020 | + 5.2% | + 6.9% |

Launch of *World of Warcraft* first expansion pack in Q1 07; Second expansion pack expected in H2 08

*na: not applicable

First quarter 2008 EBITA

Two extra days of Ligue1 matches vs Q1 07: -€32m
Transition costs of -€27m in Q1 08 vs. -€5m in Q1 07

Launch of SFR ADSL offer and integration of Tele2 France

| <i>In euro millions - IFRS</i> | Q1 2008 | Q1 2007 | % Change |
|--------------------------------|--------------|--------------|---------------|
| Universal Music Group | 111 | 57 | + 94.7% |
| Canal+ Group | 170 | 164 | + 3.7% |
| SFR | 624 | 643 | - 3.0% |
| <i>o/w Mobile</i> | 652 | 647 | + 0.8% |
| <i>o/w Fixed and ADSL</i> | (28) | (4) | na* |
| Maroc Telecom Group | 268 | 256 | + 4.7% |
| Vivendi Games | 50 | 107 | - 53.3% |
| Holding & Corporate | (11) | 46 | na* |
| Non Core and others | (9) | 1 | na* |
| Total Vivendi | 1,203 | 1,274 | - 5.6% |

Launch of *World of Warcraft* first expansion pack in Q1 07; Second expansion pack expected in H2 08

Non-recurring VAT litigation positive impact of €73m

*na: not applicable

In Q1 08, EBITA included a net reduction in the provision for stock options and other share-based compensation plans (+€38 million)

Vivendi: Exceptionally well positioned

■ Growth dynamics:

- Strong customer demand for content distributed through fixed and mobile broadband networks
- Creative talents and innovation drive market share gains
- Investment in fastest growing segments: videogames, on-line content, 3G, fixed broadband...
- Penetration of developing markets: videogames in Asia, telecommunications in Africa

■ Resistance to market volatility:

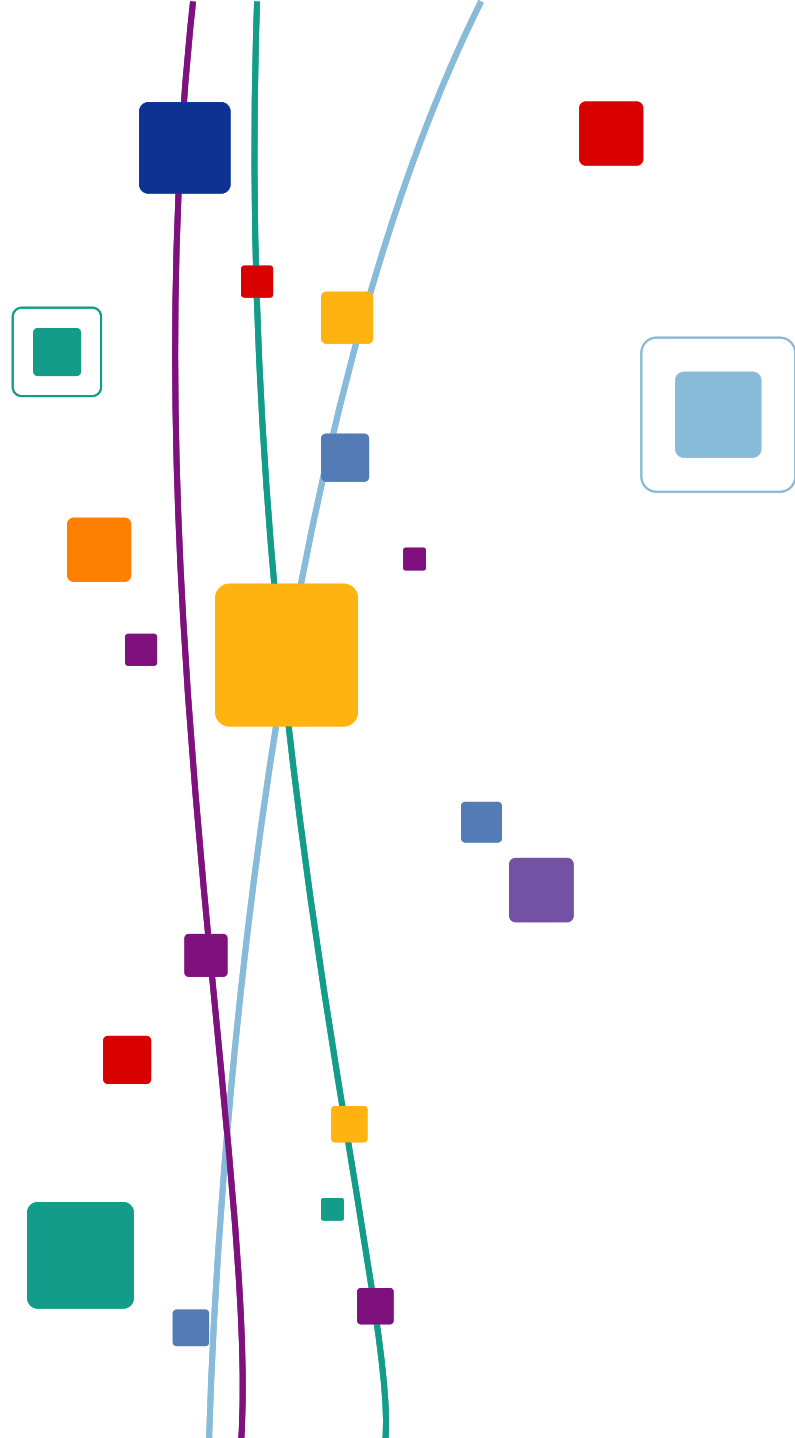
- Non-cyclical revenues through subscriptions with high visibility
- Continuous cost management
- Low sensitivity to dollar
 - 10% dollar depreciation
→ only -0.6% impact on Vivendi revenues, no impact on EBIT
- Headcount costs: 11% of revenues

■ Good cash conversion providing strong dividend distribution to shareholders



2008 goals confirmed

- Strong performance of all businesses allows Vivendi to confirm 2008 goals:
 - We will deliver a strong operating performance in constant perimeter (excluding Neuf Cegetel and Activision), with a 2008 profit growth expected to be similar to 2007:
 - Driven by Canal+ Group, Maroc Telecom Group and Vivendi Games
 - Renewed mobile momentum for SFR
 - UMG leading transition towards digital and new revenue models
 - We maintain a distribution rate of at least 50% of Adjusted Net Income



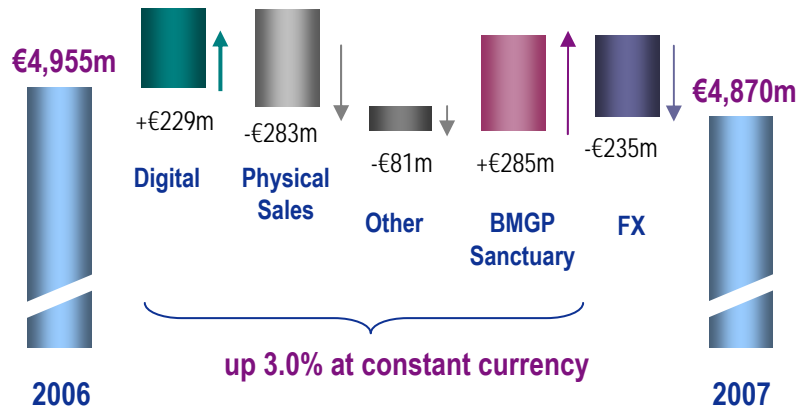
vivendi

Appendices

Vivendi: 2007 Adjusted Statement of Earnings

| <i>In euro millions – IFRS</i> | 2007 | 2006 | Change | |
|---------------------------------|--------------|--------------|--------------|---------------|
| | | | <i>in m€</i> | % |
| 1 Revenues | 21,657 | 20,044 | 1,613 | + 8.0% |
| ■ 2 EBITA | 4,721 | 4,370 | 351 | + 8.0% |
| 3 Income from equity affiliates | 373 | 337 | 36 | + 10.7% |
| 4 Interest | (166) | (203) | 37 | + 18.2% |
| 5 Income from investments | 6 | 54 | (48) | - 88.9% |
| 6 Provision for income taxes | (881) | (777) | (104) | - 13.4% |
| 7 Minority interests | (1,221) | (1,167) | (54) | - 4.6% |
| ■ 8 Adjusted Net Income | 2,832 | 2,614 | 218 | + 8.3% |

Revenues evolution



in euro millions - IFRS

| | 2007 | 2006 | Growth | Constant currency |
|---------------------|--------------|--------------|---------------|-------------------|
| Revenues | 4,870 | 4,955 | -1.7% | 3.0% |
| Restructuring costs | (67) | (15) | | |
| EBITA | 624 | 744 | -16.1% | -12.9% |
| Margin % | 12.8% | 15.0% | | |
| CFFO | 559 | 720 | -22.4% | |

Main Q1 2008 events

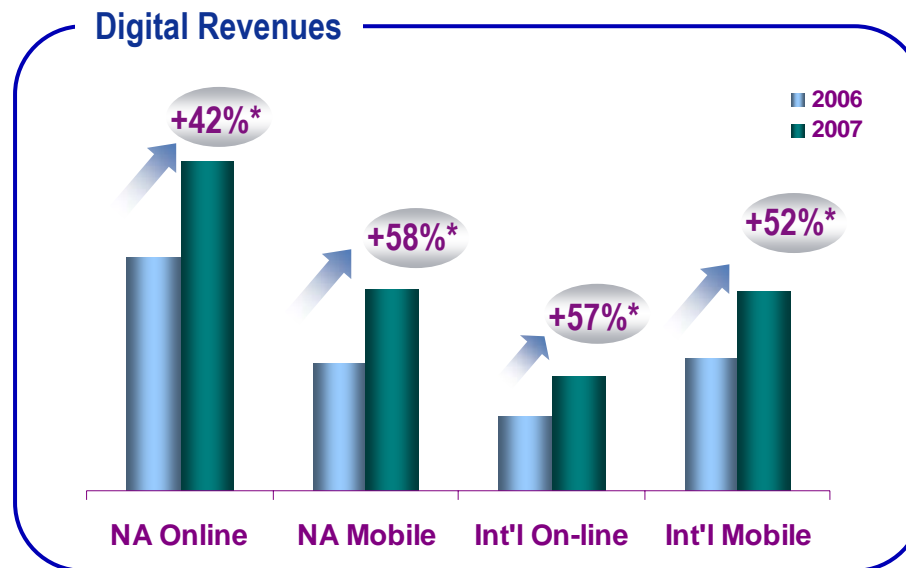
- **Increased market share in all major markets**
- **Underlying EBITA performance comparable to 2006**
EBITA reported down due to FX impacts, 2007 restructuring costs and 2006 legal settlements
- **BMGP* performance in line with plan:**
€54m EBITA before restructuring cost of €17m

- Sale of publishing catalogs in February to meet the conditions imposed by the EC to approve the BMGP acquisition
- Announced a music offering with MySpace in April, including an equity participation in MySpace Music
- Acquired in May, Univision's recorded music and publishing business, # 1 Latin record company in the US

* Consolidated since May 25, 2007

UMG: digital revenues increased by 51%* to €676m in 2007

- Digital revenues account for 14% of total revenues and 22% of North America recorded music revenues
- Achieved 6 out of the top 10 digital albums, including the top 4 and 8 out of the top 10 digital tracks including the top 6 in the U.S. **



* At constant currency

** Per Soundscan



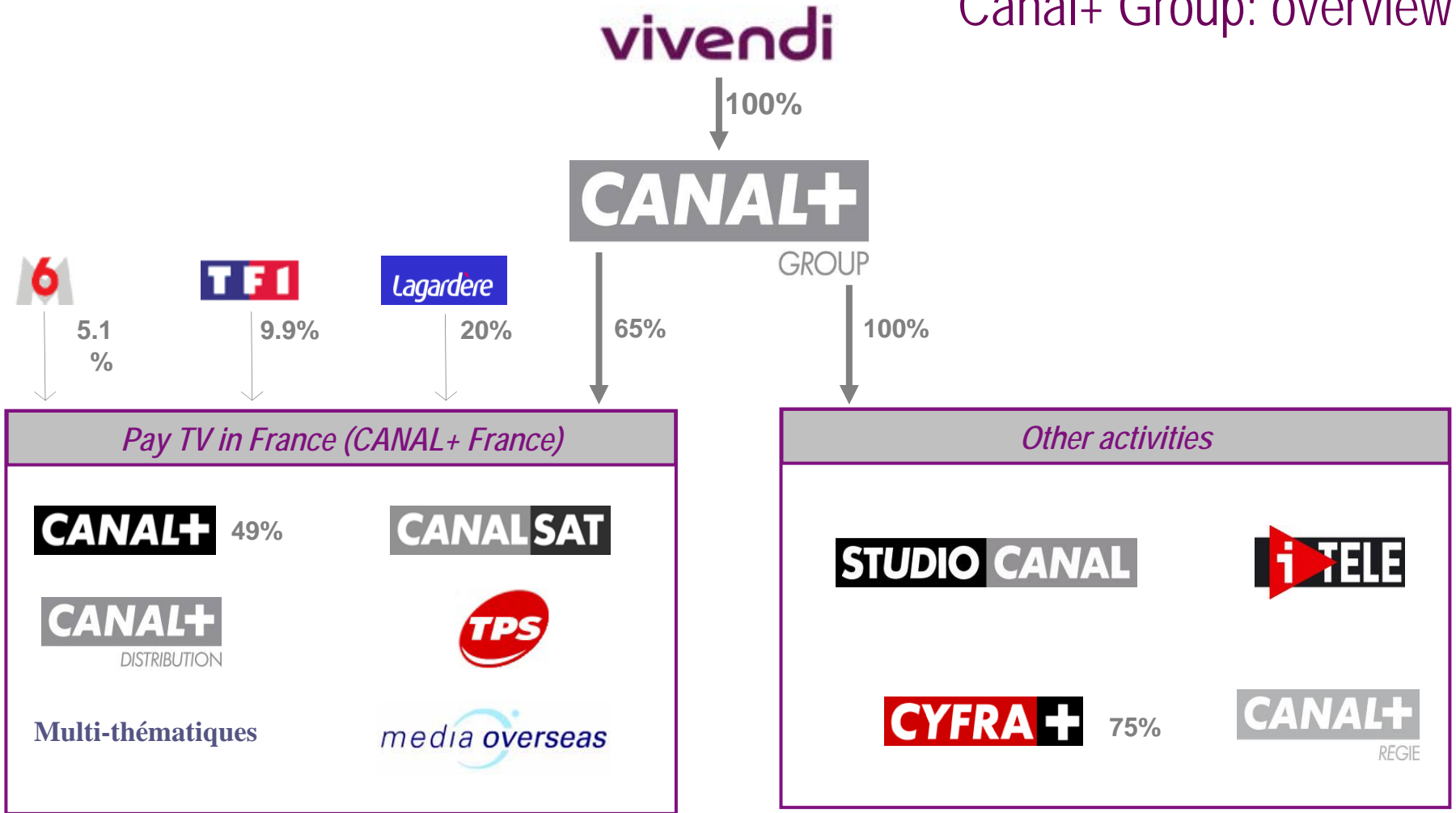
Universal Music Group strengthens its global leadership Integration of BMGP on track

The acquisition of BMGP enhances the strategic position and value of Universal Music Group as the world's leading recorded music company and music publishing company

- €1,639 million paid in December 2006
- Unique, irreplaceable catalog in an attractive low risk, high margin business
- Accretive to Vivendi's Adjusted Net Income 12 months from closing*

*Closing in May 2007

Canal+ Group: overview



Two complementary offers



“Expect more from TV”

- 5 general-interest premium channels with a pick-of-the-best content
- Recent and exclusive programs
- A unique model

CANAL+ Group’s flagship offer



CANAL SAT



“The experts of all your passions”

- 300 channels covering all themes
- A selection of the best channels, including 58 exclusive ones
- A wide-spread model

A complementary offer

Over €2Bn invested in content

vivendi

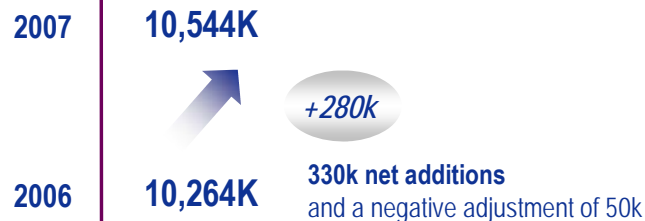
Canal+ Group:

- **Canal+ Group 2007 revenues: +20.2%**
 - **Canal+ France revenues: +24.9%**
 - Integration of TPS
 - 4% organic growth*: 3% subscription base, 1% ARPU
 - **Other activities: +4%** driven by growth in Poland**
- **EBITA up €238m excluding transition costs:**
 - €150m synergies achieved in 2007 related to the TPS acquisition
 - Increased investment in content

in euro millions - IFRS

| | 2007 | 2006 | Growth |
|---|--------------|--------------|--------------|
| Revenues | 4,363 | 3,630 | 20.2% |
| Canal+ France | 3,747 | 3,001 | 24.9% |
| EBITA excluding transition costs | 490 | 252 | 94.4% |
| Transition costs | (90) | (177) | |
| EBITA | 400 | 75 | x5.3 |
| EBITA margin excl. transition costs | 11.2% | 6.9% | +4.3 pts |
| CFFO | 317 | 261 | 21.5% |

Increase in subscription base***



Major Q1 2008 events

- Successful outcome of bidding process for L1 football rights
- Acquisition of Kinowelt in April in order to create a European leader in film distribution
- Launch of « *Canal+ on demand* »
- Canal+'s website www.canalplus.fr doubles its audience over the last 6 months and achieves 2.3 million unique visitors

* For the full year 2006, TPS revenues amounted to €596m

** Excluding sold in PSG in 2006: contribution of €37m

*** Individual and collective subscriptions at Canal +, CanalSat and TPS (in 2006 and 2007) in metropolitan France, overseas territories and Africa

Focus on the TPS integration:


€150m synergies already achieved in 2007

In euro millions


| | 2010 Target | Realized in 2007 | To be done 2008-2010 |
|--------------------------------------|-------------|------------------|----------------------|
| Distribution | 50-75 | 50 | 0-25 |
| Content | 200-250 | 80 | 120-170 |
| Technology, broadcasting & structure | 50-75 | 20 | 30-35 |
| | ≥350 | 150 | ≥200 |

The successful outcome of the French “Ligue 1” broadcasting rights bidding process at €465m/year compared to €600m/year will contribute to achieve 2010 target

Transition costs in line with plan



CanalSat/TPS integration process nearly completed

- ▣ Launch of the new CanalSat Offer 
- ▣ Voluntary redundancy plan finalized
- ▣ Launch of the technical migration of TPS subscribers
- ▣ Contracts renewed with leading thematic channels (Disney, Turner)
- ▣ Rationalization of satellite broadcasting



Canal+ Group: 2010 objectives are confirmed

■ **Robust growth in projected revenues:**

- > €5 billion in annual income
- 11.5 million subscriptions to CANAL+ France

■ **Significant cost synergies projected:**

- > €350 million euros

2010 EBITA

> €1 billion

SFR:

■ SFR: #1 in net adds in metropolitan France in 2007

■ Return to growth in mobile revenues:

- Mobile revenues: +1.6%
- Mobile service revenues +0.9%,
+4.4% excluding the impact of regulated tariff cuts
- Data revenues: +8.1%,
non-messaging data revenues +21.4%
- Enterprise revenues: +11%

■ Highest mobile EBITDA margin in France: 39.6%

■ Mobile capex down 15.2%,
from 12.9% of mobile revenues to 10.8% in 2007

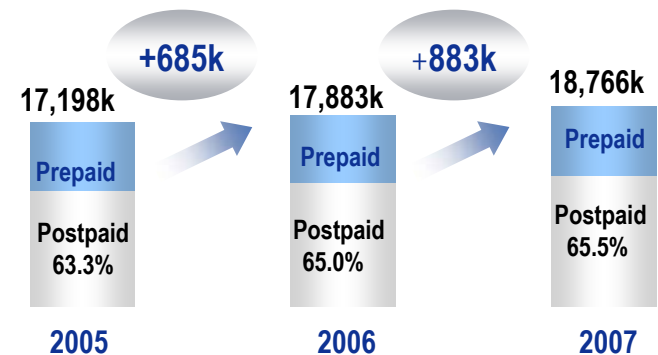
■ Fixed activities* in investment phase

in euro millions - IFRS

| | 2007 | 2006 | Growth |
|-----------------|--------------|--------------|--------------|
| Revenues | 9,018 | 8,678 | 3.9% |
| EBITDA | 3,431 | 3,449 | -0.5% |
| Mobile EBITDA | 3,476 | 3,462 | 0.4% |
| EBITA | 2,517 | 2,583 | -2.6% |
| Mobile EBITA | 2,581 | 2,597 | -0.6% |
| CFFO | 2,551 | 2,430 | 5.0% |

Strong recruitment with improved customer mix

Mobile customer base

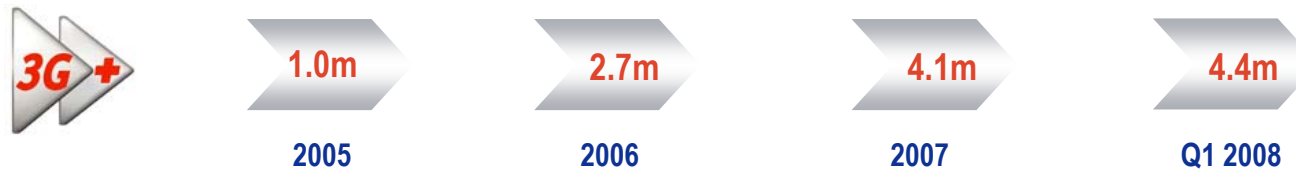


* Revenues of fixed activities amount to €233m and EBITA to €(64)m.
Includes fixed and DSL activities of Télé2 France consolidated since July 20, 2007.

SFR: Confirmed leader in mobile broadband

- SFR leader in 3G/3G+
- Successful mobile Internet access offers:
 - 250,000 "Illimythics" customers to date
 - 40,000 3G+ USB modems for laptops since July 2007
- More than 350,000 mobile TV subscribers at the end of 2007
- SFR: #1 music platform in France for downloads in Q4 2007
- More than 400,000 Happy Zone customers at the end of 2007
- SFR #1 in network quality in 2007 ARCEP survey for the 4th consecutive year

Strong increase in 3G/3G+ subscribers



SFR: leader in Margins

2007 Mobile EBITDA margin

| SFR | Orange | Bouygues |
|-------|--------|----------|
| 39.6% | 38.6% | 27.8% |



SFR: leader in value per client

2007 Mobile EBITDA share - 3 operators

| | SFR | Orange | Bouygues |
|----------|-------|--------|----------|
| EBITDA | 40.1% | 44.5% | 15.4% |
| Revenues | 37.3% | 42.4% | 20.3% |
| Clients | 35.9% | 46.4% | 17.7% |

2007 Mobile EBITDA per client

| | | | |
|--------|-----|-----|-----|
| €/year | 185 | 159 | 144 |
|--------|-----|-----|-----|

SFR: First quarter 2008 key metrics

| <i>(including SRR)</i> | Q1 2008 | Q1 2007 | Change |
|--|---------|---------|--------|
| Customers (in '000) * | 18,823 | 17,910 | +5.1% |
| Proportion of postpaid clients * | 66.1% | 65.4% | +0.7pt |
| 3G customers (in '000) * | 4,428 | 3,133 | +41.3% |
| Market share on customer base (%) * | 33.8% | 34.4% | -0.6pt |
| Network market share (%) | 36.1% | 35.9% | +0.2pt |
| 12-month rolling blended ARPU (€/year) ** | 437 | 450 | -2.9% |
| 12-month rolling postpaid ARPU (€/year) ** | 566 | 587 | -3.6% |
| 12-month rolling prepaid ARPU (€/year) ** | 187 | 199 | -5.6% |
| Net data revenues as a % of service revenues** | 16.2% | 13.7% | +2.5% |
| Prepaid customer acquisition costs (€/gross adds) | 28 | 23 | +18.2% |
| Postpaid customer acquisition costs (€/gross adds) | 217 | 205 | +5.8% |
| Acquisition costs as a % of service revenues | 7.7% | 6.1% | +1.6pt |
| Retention costs as a % of service revenues | 5.1% | 5.5% | -0.4pt |



* Excluding wholesale customers (MVNO), estimated at 1,302k at the end of March 2008, compared to 756k at the end of March 2007

** Including mobile termination

Neuf Cegetel 2007 key figures

Neuf Cegetel key figures

| in millions of euros, IFRS | 2006 | 2007 | 07 vs 06 |
|---|--------------|--------------|--------------|
| Net adds ADSL customers, FY | 1,000 | 1,052 | +5.2% |
| Net adds ADSL customers, Q4 | 170k * | 101k | -41% |
| Revenues | 2,897 | 3,348 | +16% |
| COGC | (1,737) | (1,967) | +13% |
| Gross Margin | 1,160 | 1,381 | +19% |
| Selling costs | (440) | (503) | +14% |
| Commercial margin | 720 | 878 | +22% |
| G&A | (176) | (150) | -15% |
| Adjusted EBITDA ** | 544 | 728 | +34% |
| Capex | (331) | (414) | +25% |
| Adjusted EBITDA - Capex | 212 | 314 | +48% |
| Net debt | 542 | 937 | +73% |
| Cash generated by operations *** | | 213 | |

(*) Excluding acquisition of AOL customer base in November 2006 (505k)

(**) Excluding restructuring costs

(***) Variation in net debt, excluding acquisition of Club Internet, dividend paid and net increase in capital

Source : Neuf Cegetel

Mobile customer base up 30%, to 15.3m

Maroc Telecom:

13.3m customers: +24.5% vs. 2006

Mauritel:

905k customers: + 50% vs.2006

Onatel:

564k customers: x2.3 vs.2006

Gabon Telecom:

386k customers: +60.3% vs.2006

Mobisud: 160k customers in 2007



Maroc Telecom:

in euro millions - IFRS

| | 2007 | 2006 | Growth | Constant currency |
|------------|-------|-------|--------|-------------------|
| Revenues | 2,456 | 2,053 | 19.6% | 21.8% |
| EBITDA | 1,397 | 1,194 | 17.0% | 19.2% |
| EBITA | 1,091 | 912 | 19.6% | 22.0% |
| Capex, Net | 363 | 255 | 42.4% | |
| CFFO | 1,001 | 943 | 6.2% | |

- **Mobile revenues: +27.3% vs 2006**
(+21.4% at constant currency and constant perimeter*)
- **Fixed revenues: +5.7%**
(-6.0% at constant currency and constant perimeter*)
- **EBITA: +19.6%**
(+23.3% at constant currency and constant perimeter*)
 - Mobile EBITA increased by 29.9% vs 2006
 - Fixed and internet EBITA declined by 6.5% vs. 2006 to €239m
 - Strong cost management
- **CFFO: +6.2%**
 - +60% traffic growth drives +42% capex increase

Q1 2008: Increase in mobile customer base

15.9 million clients

Maroc Telecom: 13.7 million,
+370K during the quarter

Subsidiaries: 2.2 million,
+185K during the quarter

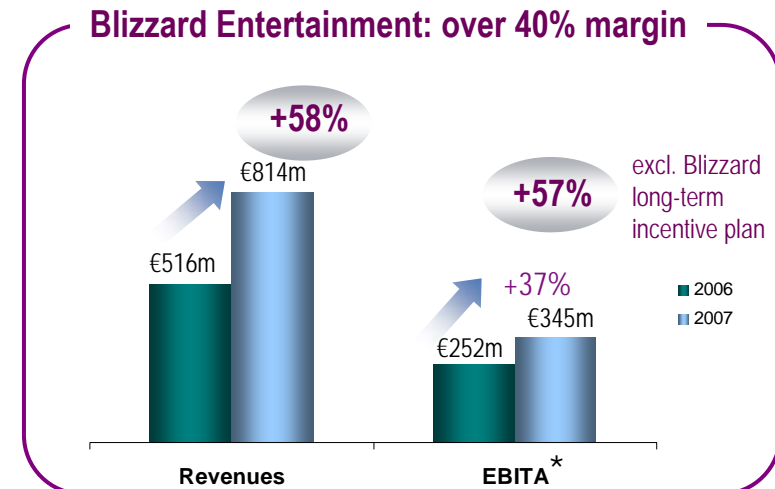
Vivendi Games:

Outstanding performance driven by Blizzard Entertainment:

- **Over €1 Bn in revenues in 2007**, for the first time
+26.6% revenue growth (+33.5% at constant currency)
- **Very strong EBITA growth:** + 57.4%,
 - One of the highest EBITA margins in the sector 17.8%, including:
 - Higher level of investment compared to 2006:
 - *World of Warcraft's* next expansion pack, *Starcraft II*
 - Development costs at Sierra Entertainment , Vivendi Games Mobile and Sierra Online created a negative impact of €80m
 - €83m equity based compensation vs. €19m in 2006 due to increased value of Blizzard Entertainment
 - EBITA up 97% and margin rate of 25.9% excluding equity based compensation
- **Exceptional CFFO:** at €283m, +146.1% vs. 2006

in euro millions - IFRS

| | 2007 | 2006 | Growth | Constant currency |
|-------------------------------------|-------|-------|--------|-------------------|
| Revenues | 1,018 | 804 | 26.6% | 33.5% |
| EBITA | 181 | 115 | 57.4% | 59.7% |
| Excluding equity based compensation | 264 | 134 | 97.0% | |
| Margin % | 17.8% | 14.3% | | |
| Excluding equity based compensation | 25.9% | 16.7% | | |
| CFFO | 283 | 115 | 146.1% | |

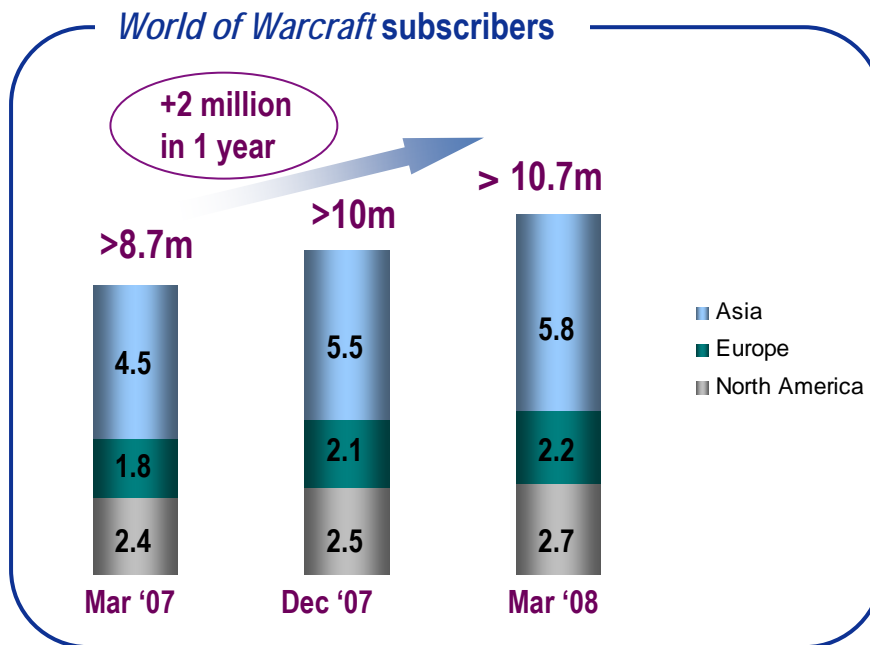


* Excluding allocation of Vivendi Games' Group costs: €84m, including commercialization and support services

vivendi

World of Warcraft.

- Exceptional increase in both box sales and subscribers
- Successful launch of *World of Warcraft: The Burning Crusade*, Blizzard Entertainment's first expansion pack
- Announcement of the second expansion pack: *World of Warcraft, Wrath of the Lich King*



- #1 MMORPG worldwide
- In 7 languages, Russian to come
- Leading global expertise with over 2,000 Game Masters providing 24/7 global customer support
- Leading Western entertainment franchise in Asia

Investor Relations Team

Daniel Scolan

Executive Vice President Investor Relations
+33.1.71.71.14.70
daniel.scolan@vivendi.com

Paris

42, Avenue de Friedland
75380 Paris cedex 08 / France
Phone: +33.1.71.71.32.80
Fax: +33.1.71.71.14.16

Aurélia Cheval

IR Director
aurelia.cheval@vivendi.com

Agnès De Leersnyder

IR Senior Analyst
agnes.de-leersnyder@vivendi.com

New York

800 Third Avenue New York, NY
10022 / USA
Phone: +1.212.572.1334
Fax: +1.212.572.7112

Eileen McLaughlin

V.P. Investor Relations North America
eileen.mclaughlin@vivendi.com

For all financial or business information,
please refer to our Investor Relations website at: <http://www.vivendi.com/ir>

Important Legal Disclaimer

This presentation contains forward-looking statements with respect to the financial condition, results of operations, business, strategy and plans of Vivendi. Although Vivendi believes that such forward-looking statements are based on reasonable assumptions, such statements are not guarantees of future performance. Actual results may differ materially from the forward-looking statements as a result of a number of risks and uncertainties, many of which are outside our control, including, but not limited to the risk that Vivendi will not be able to obtain the necessary regulatory approvals in connection with certain transactions as well as the risks described in the documents Vivendi filed with the Autorité des Marchés Financiers (French securities regulator) and which are also available in English on our web site (www.vivendi.com). Investors and security holders may obtain a free copy of documents filed by Vivendi with the Autorité des Marchés Financiers at www.amf-france.org, or directly from Vivendi. The present forward-looking statements are made as of the date of the present presentation and Vivendi disclaims any intention or obligation to provide, update or revise any forward-looking statements, whether as a result of new information, future events or otherwise.